


FLEX-BX210-Q470

■ 2U Modular PC with 10/11th Generation LGA1200
Intel® Core™ i7/i5/i3, Pentium® Processor



Features


- Supported CPUs:
 - Intel® Core™ i3-10320 3.8 GHz (up to 4.6 GHz, quad-core, 65W TDP)
 - Intel® Core™ i5-10500TE 2.3 GHz (up to 3.7 GHz, 6-core, 35W TDP)
 - Intel® Core™ i7-10700TE 2.0 GHz (up to 4.4 GHz, 8-core, 35W TDP)
- Four hot-swappable HDD/SSD bays with RAID 0/1/5/10 support
- Equipped with PCIe 3.0 x4 slots and PCIe 3.0 x8 slots
- M.2 2280 PCIe Gen 3 x4 supporting NVMe
- Support IEI Mustang accelerator cards



Specifications

Model Name		FLEX-BX210-Q470	
System	CPU	10 th /11 th Generation Intel® Core™ processor (65W TDP up to 125W) Intel® Core™ i3-10320 3.8 GHz (up to 4.6 GHz, quad-core, 65W TDP) Intel® Core™ i5-10500TE 2.3 GHz (up to 3.7 GHz, 6-core, 35W TDP) Intel® Core™ i7-10700TE 2.0 GHz (up to 4.4 GHz, 8-core, 35W TDP)	
	Chipset	Q470/Q470E	
	Memory	2 x 288-pin 2933/2666 MHz dual-channel DDR4 unbuffered DIMM supporting up to 64GB	
	Graphics Engine	Intel® HD Graphics Gen 9 Engines with Low power 16 execution unit, supports DX2015, OpenGL 5.X and OpenCL2.x, ES 2.0	
	Ethernet	LAN1: Intel® I225LM LAN2/LAN3: Intel® I225V	
	Storage	4 hot-swappable 2.5" HDD/SSD SATA 6Gb/s bays (support RAID 0/1/5/10), with LED indicators	
Wireless Communication	WLAN	802.11ac, 2.4/5 GHz (by M.2 2230 optional)	
	Bluetooth	Bluetooth v5.1 (optional)	
	WWAN and GNSS	M.23052 LTE (by M.2 3052 optional)	
I/O Interface & Buttons	I/O Interface & Buttons	1 x DP 1 x HDMI 3 x 2.5GbE LAN 6 x USB 3.2 Gen 1 Type-A 2 x RS-232 DB-9 1 x Mic in	1 x Line out 1 x AC inlet 4 x SMA Power button with power LED (power on = blue) AT/ATX mode switch Reset button
	TPM	Intel PTT from CPU	
Expansions	Expansion Slots	2 x PCIe 3.0 x8 2 x PCIe 3.0 x4 1 x M.2 A-Key 2230 (PCIe 3.0 x1 & USB 2.0) 1 x M.2 B-Key 3042/52 socket (with SIM card slot, supporting 5G/LTE; supports PCIe 3.0 x1 & USB 3.2 Gen 1) 1 x M.2 M-Key 2280 socket (supports PCIe 3.0 x4)	
Thermal	Thermal Solution	3 x System fan, 1 x CPU fan	
Power	Power Supply	ATX power supply, AC input - 350W power input - Input: 90VAC ~ 264VAC, 50/60Hz - Output (max.): 3.3V@14A, 5V@16A, 12V@29A, -12V@0.3A	
Watchdog Timer		Software programmable 1 ~ 255 sec/min, system reset	
Construction	Chassis Construction	Metal	
	Mounting	Wall mount / Rack mount	
	Color	Black	
	Dimensions (LxWxH) (mm)	357 x 230 x 88	
	Weight	4.1 kg/7.2 kg	
Environmental	Operating Temperature	-10°C ~ 50°C	
	Storage Temperature	-20°C ~ 60°C	
	Operating Humidity	5% ~ 95%, non-condensing	
	Operating Vibration	5~17Hz, 0.1 double amplitude displacement 17 ~ 640Hz 1.5G acceleration peak to peak	
	Operating Shock	10G acceleration part to part (11ms)	
	Safety/EMC	CE/FCC	

Fully Integrated I/O



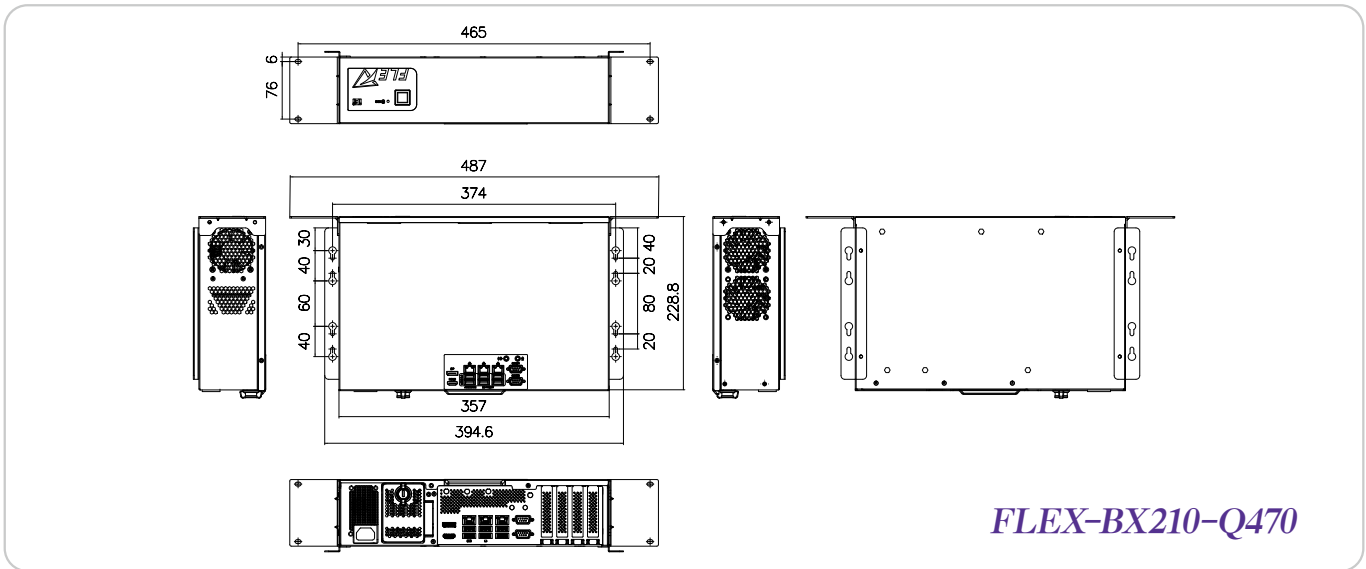
Four hot-swappable HDD/SSD bays with RAID 0/1/5/10 support



Four expansion slots:

- 2 x PCIe x4 slots
- 2 x PCIe x8 slots
- Support IEI Mustang accelerator cards

Dimensions (Unit: mm)



Ordering Information

Part No.	Description
FLEX-BX210-Q470/35-R20	Barebone, 2U AI Modular BOX PC, Intel® COMET Lake, Q470 chipset, 2 x PCIe x4 and 2 x PCIe x8 slots, 4x HDD bay, w/o CPU, 350W PSU, R20
FLEX-BX210-Q470-i3C-R20	2U Modular box PC, Intel® 10 th Generation Core™ i3-10320 3.8 GHz (up to 4.6 GHz, 4-core, TDP 65W), 8GB DDR4 pre-installed memory, 350W PSU, R20
FLEX-BX210-Q470-i5C-R20	2U Modular box PC, Intel® 10 th Generation Core™ i5-10500TE 2.3 GHz (up to 3.7 GHz, 6-core, TDP 35W), 8GB DDR4 pre-installed memory, 350W PSU, R20
FLEX-BX210-Q470-i7D-R20	2U Modular box PC, Intel® 10 th Generation Core™ i7-10700TE 2.0 GHz (up to 4.4 GHz, 8-core, TDP 35W), 16GB DDR4 pre-installed memory, TPM 2.0, 350W PSU, R20
FLEX-BX210-Q470-i9D-R20	2U Modular box PC, Intel® 10 th Generation Core™ i9-10900TE 1.8 GHz (up to 4.5 GHz, 10-core, TDP 35W), 16GB DDR4 pre-installed memory, 350W PSU, R20

Packing List

1 x Mounting bracket	1 x Power cord
----------------------	----------------

Hardware Features

