

ACP-2020G

2U Rackmount Chassis for ATX and uATX Motherboard

NEW



Features

- Support ATX and uATX form factor single processor motherboard with max 80W CPU TDP
- Special modularized card cage to provide 350W GPU card tool-less installation experience
- Two Internal 2.5" or one 3.5" drive bay and optional 2.5" hot-swap module available
- Built in 80 Plus Platinum grade single 850W power supply

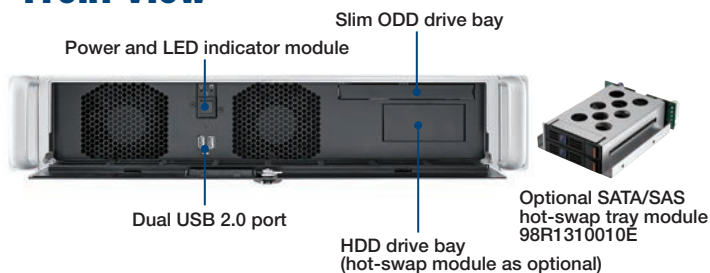
CE FCC

Specifications


		External	Internal
Drive Bay	Slim Optical Drive	1	-
	2.5" (up to 15 mm)	2 (hot-swap tray module as optional)*	1
	3.5"	-	1
Card cage		Compatible with full height (111.15mm) and full length (340.69mm) add-on card. The top layer slot compatible with double deck add-on cards	
Cooling	Fan	2 (8cm / 103 CFM)	
	Air Filter	Yes	
Front I/O Interface	USB 2.0	2	
Miscellaneous	LED Indicators	Power, HDD	
	Rear Panel	Two 9 pin D-Sub and phoenix connector Reserved power switch module for rear-mount scenario	
System Monitoring		Chassis intrusion switch	
Environment	Temperature	Operating 0 ~ 40 °C (32 ~ 104 °F)	Non-Operating -20 ~ 60 °C (-4 ~ 140 °F)
	Humidity	10 ~ 85% @ 40 °C, non-condensing	
	Vibration (5 ~ 500 Hz)	0.5 Grms	2 G
	Shock	10 G (with 11 ms duration, half sine wave)	
	Dimensions (W x H x D)	482 x 88 x 445 mm (18.96" x 3.46" x 17.52")	
Physical Characteristics	Weight	11.78 kg (25.97 lb)	

*Internal drive space to be either 3.5"*1 or 2.5"*2.

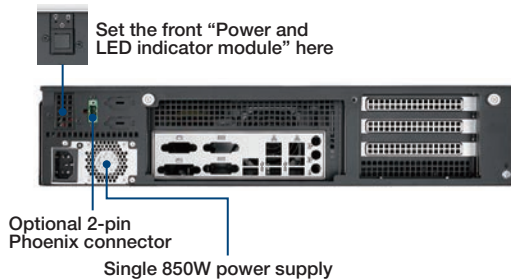
Front View



Top View

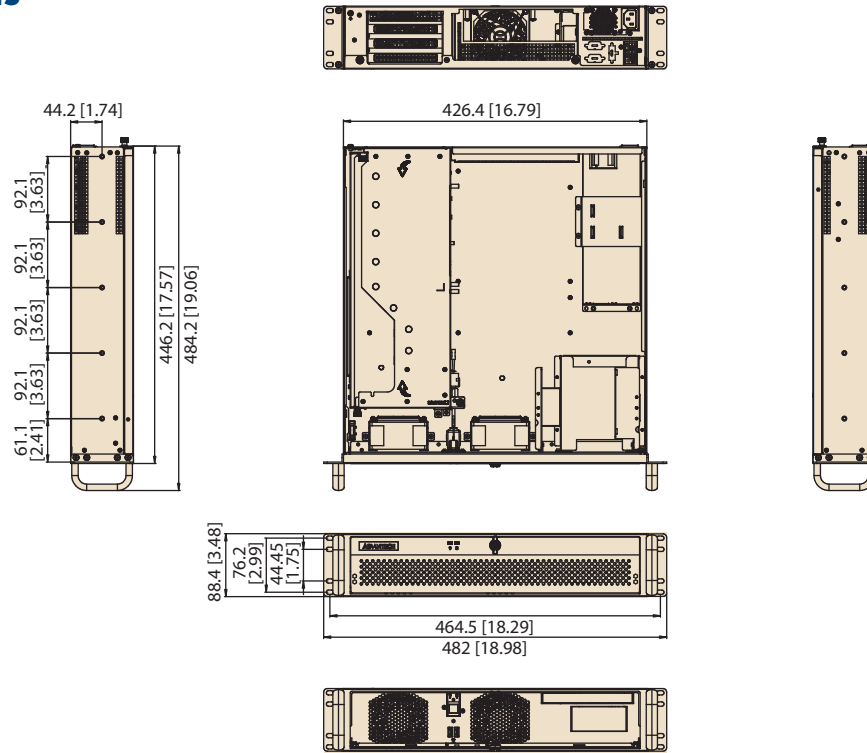


Rear View



Dimensions

Unit: mm [inch]



Ordering Information

Part Number	Power supply	80 Plus grade	Power supply type	Wattage	Switch
ACP-2020G-85Z	XHPC-FSP85050FGPH3	Platinum	Single	850W	ATX

* Due to mechanical limitation, ACP-2020G can not use low profile rear panel

Packing List

Part numbers	Description	Quantity
ACP-2020G	Chassis with handle set	1
1990021407T000	Door filter	1
1750008568-01	System fan 80x38mm	2
1700025571-01	System fan cable	2
1700024630-11	Right angle SATA cable (use with AIMB series motherboard)	2
1700031764-01	6+2P extension cable of ACP-2020G	2
Contents of Accessory Box		
	A Pair of Internal 2.5" HDD frame	1
	Keys	2
	Screws/nuts and rubber for motherboard and devices	one bag
	GPU card support rubber bracket and thumb screws	one bag
2001202010	User manual	1

Optional Accessories

Part number	Description
96CB-SATAPOWER-6P2	SATA power wire 6-pin to big 4-pin (for slim ODD)
98R1310010E	2.5" SATA/SAS Hot-swap module
98R12020000	Pack of 2-Pin Phoenix connector , one 2P cable and two screws
1700000321-01	COM cable for rear panel opening (for AIMB-7 series)
98R22020000	Handle set (one pair)

Suggest Riser Card

Part Number	Description
ASMB-RM2F4-11A1	Riser card set for AIMB and ASMB motherboard. Set 1-Interface PCIeX16 to PCIeX16 and extension card Set 2-Interface PCIeX4 to PCIeX4 and extension card
ASMB-RF1F-10A1E	Riser card for ASMB motherboard, interface PCIeX16 to PCIeX16
AIMB-R431F-21A1E	Riser card for AIMB motherboard, interface PCIeX16 to PCIeX16 and PCIeX4 to two PCIeX1